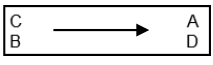


# REQUEST FOR QUOTE

email to mail@avsdanmark.dk

Contact Name:		Project Name:	
Company Name:		DTools Con. #:	
Email:		Phone:	
Address:			

## The Basics

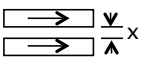
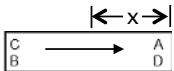
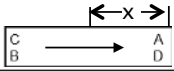

	Conveyor 1	Conveyor 2	Conveyor 3
Belt Widths			
Conveyor Lengths			
Drive Position (side, bottom, top, center)			
Drive Location (C & B reduce load capacity 66%)			
Belt Requirements (Flat or Cleated) (if unsure, describe application)			
Cleat Height (if needed) (see catalog for types)			
Cleat Spacing (if needed)			
Profile / Guiding type (see catalog)			
Top of Belt Heights from Floor (if stands are required) (Infeed and Outfeed)			
Belt Speed (fixed/variable) (Feet per Minute) or (Parts per Minute)			
For Variable Speed: DC or VFD?			
Input Voltage / Phase / HZ			
Stands Needed? Casters or Fixed Feet?			
Curves and LPZ models: attach a sketch with critical dimensions.			
Maximum load on conveyors			
Will parts accumulate? (Stop while belt continues to run)			
Describe how the products are presented to & discharged from conveyor			

## The Product


Product Description (shape, material, unique features, sharp edges, fragile, etc)			
Product Dimensions & orientation on the belt			
Part Temperature			
Part Weight			

## The Environment

Room temperature or operating temperature near conveyor, if unusual			
Describe any chemicals, lubricants, etc. to contact conveyors?			
Wash down or wipe down? High pressure? (Over 60 psi)?			

Application Description / Additional Information			
	Conveyor 1	Conveyor 2	Conveyor 3
Enter any other pertinent information here			
<b>Common modifications and additional information needed.</b>			
<b>Magnetic &amp; Vacuum Conveyors</b>			
How are products presented to the conveyor?			
How are products to be removed from conveyor?			
Angle of incline/decline, if any?			
What function is the conveyor expected to perform?			
Are product samples available for testing?			
Specific zone length requirements?			
What forces must the magnets or vacuum resist?			
<b>Common Drive Conveyors</b>			
Size of free & clear gaps required between conveyors 			
Quantity of conveyors to be common driven			
<b>Backlit Conveyors</b>			
LED light source type (light color, brightness, etc)			
Zone length			
Zone location along conveyor length from tension end 			
Switch plate location (must be within 12" of the light) 			
<b>Additional Output Shaft</b>			
Position on conveyor (A, B, C, D) 			
Required shaft dimensions			
How is shaft to be used?			
<b>Guiding</b>			
Height from top of belt			
Required width for product			
Lane spacing (if any)			
Material requirements			
How is guiding to be used (create simple lanes, product positioning, etc) ?			
<b>Metal Free Zone Conveyors</b>			
Length of zone			
Why is zone needed (metal detection, X-Ray, etc)			
<b>Complex Projects</b>			
For sophisticated projects, please provide as much of the following information as possible.			
Layout drawings			
Process / sequence of operation descriptions			
Control requirements			
Machine interface needs			
Sample products			
Factory acceptance test requirements			
Installation requirements			

Contact Name:		Project Name:	
Company Name:		DTools Con.#:	
Email:		Phone:	
Address:			




---



---



---



---



---



---

---

---

---

---

---

---

---

---

---