



Drying

## The compact adsorption dryer

DRYPOINT® AC: Flexible. Efficient. Easy to service.  
A proven concept taken to the next step.

# The compact adsorption dryer for compressed air with a consistently high degree of drying

The DRYPOINT® AC 119 – AC 196 adsorption dryer (heatless regenerated) uses a premium desiccant to guarantee the steady supply of top-quality compressed air. The desiccant is filled in ready-to-use cartridges and extracts humidity from the compressed air down to a pressure dew point of -40 °C. An integrated compressed air post-filter safely strains out the desiccant dust. As a result, this

adsorption dryer helps to ensure a smooth and efficient production processes. Because the DRYPOINT® AC 119 – AC 196 is a genuine system solution, it provides yet another decisive advantage: Thanks to the combination of a CLEARPOINT® compressed air pre-filter with a BEKOMAT® condensate drain, the DRYPOINT® AC guarantees maximum safety.

## + High-quality compressed air

Low pressure dew point down to -40 °C

Consistently high degree of drying

## + Flexible installation

Multiport:  
Adjustable inlet and outlet connections

Compact, space-saving design

Multi-voltage: Can be connected to any conventional power supply worldwide

Horizontal installation possible thanks to preloaded desiccant

## + Efficiency

Flow-optimised pre-filter for minimal pressure loss

Integrated compressor synchronous run for greater operating efficiency

Inlet filtration increases lifetime

Easy to service dryer design

## A variety of installation options for flexible use



The DRYPOINT® AC 119 – AC 196 is compatible with a wide range of installation layouts and conditions thanks to the multiport. Simply by turning the multiport manifold, it is possible to adjust the position of the inlet and outlet airflow connections. Thanks to the preloaded desiccant the DRYPOINT® AC can be mounted both vertically and horizontally for a total of 20 different installation options.

The multi-voltage configuration makes it possible to connect the DRYPOINT® AC 119 – AC 196 directly to conventional power supplies, which means it is perfectly equipped for all over the world.

# Efficiency and easy maintenance – all the benefits are yours


The DRYPOINT® AC 119–AC 196 provides you with a number of advantages. The energy-saving compressor synchronous run delivers a significant decrease in operating costs, as no purge air is used when the compressor is not in use. In addition, the low loss of pressure of just 0.35 bar on average including pre- and after-filter, reduces energy costs. The dryer's continuous monitoring and

control systems are also exceptionally reliable and cost-effective. The potential-free alarm contact makes it possible to monitor decentralized applications.

The DRYPOINT® AC is particularly easy to service during regular maintenance checks and when repairs are needed. For example, cartridges are quickly and easily replaced without any mess.

## DRYPOINT® AC 119 – AC 196

Technical data	
Ambient temperature	1.5 ... 50 °C
Pressure dew point default setting	-40 °C
Air inlet temperature	1.5 ... 50 °C min./max.
Pressure range	4 ... 16 bar
Volume flow range	10.2 ... 119 m³/h
Max. relative humidity	80 % up to 31 °C, decreasing linearly to 50% relative humidity at 50 °C
Electric voltage range	100 ... 240 VAC, 50 ... 60 Hz, 12 ... 24 VDC direct current Mains voltage must not exceed ±10% of the rated voltage.
Protection grade	IP 65



DRYPOINT®	AC 119	AC 122	AC 126	AC 136	AC 148	AC 171	AC 191	AC 196
Connection	G 3/8"	G 3/8"	G 3/8"	G 3/8"	G 3/8"	G 3/8"	G 1/2"	G 1/2"
Volume flow (m³/h)	10.2	13.6	17	25.5	42.5	59.5	85	119

### Dimensions

A (mm)	504	565	635	815	1065	1460	1065	1460
B (mm)	281	281	281	281	281	281	281	281
C (mm)	92	92	92	92	92	92	184	184
Weight (kg)	14	15	16.5	19.5	24	31	47	61

Volume flow information for PDP – 40 °C.

Operating pressure (bar)	4	5	6	7	8	9	10	11	12	13	14	15	16
Pressure correction factor	0.63	0.75	0.88	1.00	1.13	1.25	1.38	1.50	1.63	1.75	1.88	2.00	2.12

Temperature (°C)	35	40	45	50
Temperature correction factor	1.00	0.88	0.67	0.55



## Compact design – impressive quality, efficiency and service

In combination with a CLEARPOINT® compressed air pre-filter and an optional BEKOMAT®, the DRYPOINT® AC 119 – AC 196 adsorption dryer (heatless regenerated) is a genuine system solution that guarantees maximum safety and performance. The DRYPOINT® AC uses a premium desiccant and integrated compressed air post-filtration to ensure the steady supply of top-quality compressed air. The

desiccant comes in ready-to-use cartridges and extracts humidity from the compressed air down to a pressure dew point of -40 °C. Thanks to the integrated compressor synchronous run and the option of decentralised monitoring using an alarm contact, this adsorption dryer helps to ensure a smooth and efficient production processes and stands out for its flexibility and easy maintenance.

**+** High-quality compressed air

**+** Flexible installation

**+** Efficiency

## Quality with a system. Worldwide.

Here at **BEKO TECHNOLOGIES**, we develop, manufacture and sell products and systems for optimised compressed-air and compressed-gas quality worldwide. From the generation of compressed air and gases through to filtration and drying, from proven condensate technology through to quality-control instruments and measurement, from simple compressed-air applications through to sophisticated process technology.

Since it was founded, **BEKO TECHNOLOGIES** has been a major driving force behind compressed-air technology. Our pioneering ideas have been instrumental in the development of this field. Thanks to our potential and our personal commitment, we at **BEKO TECHNOLOGIES** stand for trailblazing technologies, products and services.

## Our fields of competence

**Drying** | DRYPOINT® | EVERDRY®

Significantly reduced operating costs with the application-optimized DRYPOINT® refrigerant, adsorption, and membrane dryers and the EVERDRY® heat-regenerated adsorption dryers.

**Filtration** | CLEARPOINT®

**Condensate technology**  
BEKOMAT® | ÖWAMAT® | BEKOSPLIT®

**Service**

**Measurement technology**  
METPOINT®

**Process technology**  
BEKOBLIZZ® | BEKOKAT®



Subject to technical changes and typographical errors. Specifications do not represent physical characteristics in the sense referred to in the German Civil Code.

® Registered trademark of **BEKO TECHNOLOGIES GMBH**, Neuss, Germany

DPAC 119-196 | Version 2015-08

AVS

DRYPOINT® RA



Drying

# The concept determines the efficiency

DRYPOINT® RA, the most economic way to dry compressed air

## DRYPOINT® RA: An investment that pays off

It is not the investment costs that determine the cost efficiency calculation regarding refrigeration dryers – but the operating costs. Considering an operating period of five years, only between 20 and 30 per cent of the total costs are allotted to the pure investment, while 70 to 80 per cent are allotted to the ongoing operating costs. These costs are split equally between electricity costs, flow resistances in the system and compressed air losses through leaks. Pressure drop at critical spots must be compensat-

ed by enhanced compressor performance and the resulting additional energy demand.

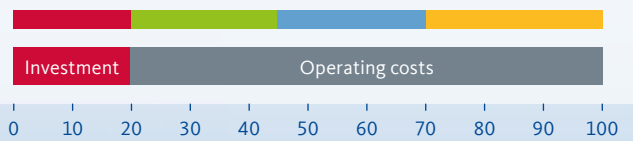
With DRYPOINT® RA, these operating costs can be reduced by almost half, considering a period of time of five years. In the return-on-investment calculation, the full potential of the new refrigeration-dryer generation is proven: the dryers pay off within an operation time of only six months.



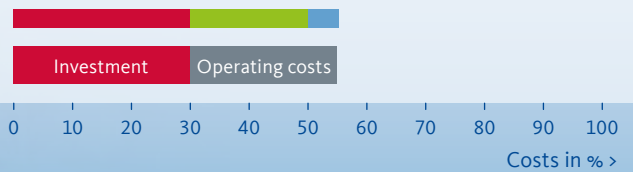
### Convincingly Economical

The life-cycle costs of the DRYPOINT® RA in comparison\*

#### Conventional dryer

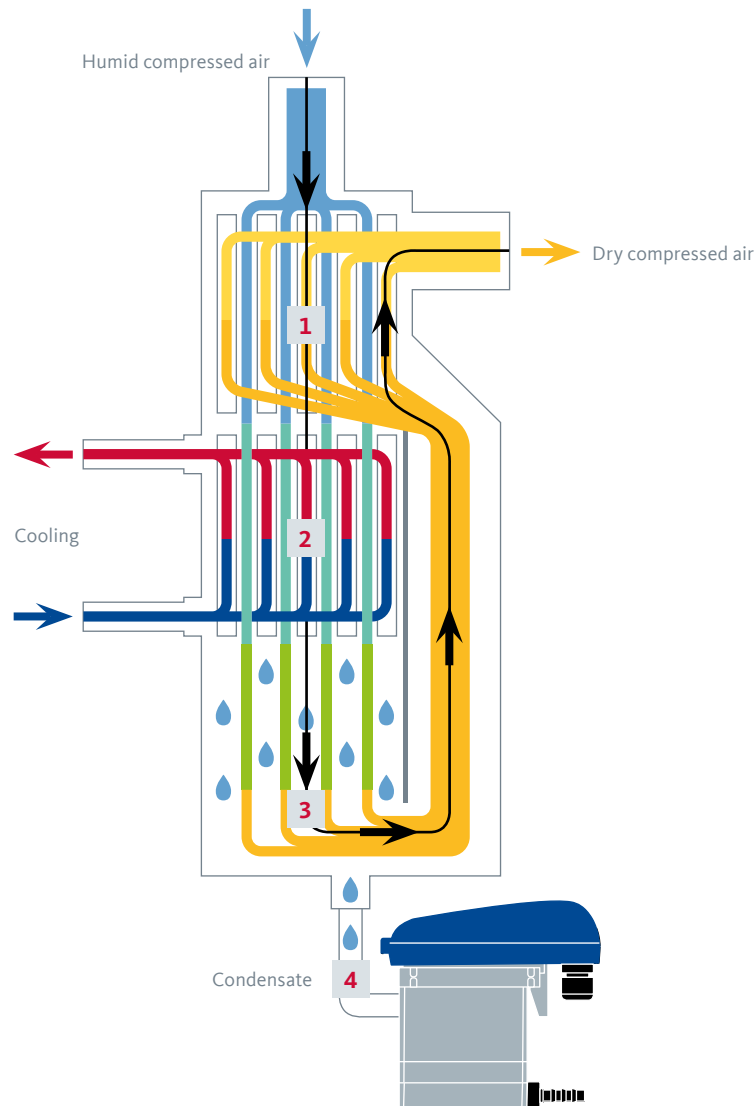


#### DRYPOINT® RA



- Investment
- Operating costs
- Electricity requirements
- Pressure loss
- Leakage (drain)

\* calculated for a period of five years



## Drying according to the efficiency principle: The operating principle of DRYPOINT® RA

In the DRYPOINT® RA, compressed air drying takes place via an optimum heat exchange through a counter-flow process over the cooling surface; the air flows constantly in a downward movement without turbulence.

This generously dimensioned counter-flow heat exchanger, which includes an air/air and an air/refrigerant heat exchanger, cools the compressed air down to a temperature of +3°C. The size of the heat exchanger not only supports a particularly effective cooling, but also reduces the flow resistance to an absolute minimum. Warm compressed air, saturated with water vapour, is pre-cooled in the air/air heat exchanger (1) when entering the refrigeration dryer.

The required cooling capacity of the refrigerant in the downstream air/refrigerant heat exchanger (2) is reduced by this action and the system becomes more energy-efficient.

The gravitational force sustains a particularly high droplet separation of nearly 99%. In the very large condensate collection chamber with subsequent recirculation, the flow velocity is significantly reduced. Re-entrainment of already separated droplets is reliably prevented in this manner (3).

The accumulated condensate is discharged from the DRYPOINT® RA via the level-controlled BEKOMAT® condensate drain avoiding any compressed air losses, and can be processed reliably using processing systems such as the ÖWAMAT® oil-water separation system or the BEKOSPLIT® emulsion-splitting plant (4).

Prior to leaving the DRYPOINT®, the dried and cold compressed air is reheated in the air/air heat exchanger. Through this process, the relative air humidity is significantly reduced and the cooling capacity employed is recovered by up to 60% (1).

## Intelligent construction, efficient control, energy-saving components

The intelligent construction of the compressed air refrigeration dryers not only allows highest functionality but also reliable and cost-effective operation. In this respect, the fundamental elements are the vertical design of the heat exchanger in accordance with physical principles (top-down condensate flow), a stainless steel demister for safe separation and a large settling chamber preventing the re-entrainment of the condensate.

The DRYPOINT® RA is particularly energy-efficient because of the avoidance of compressed air path deflections which are unfavourable to the flow and of additional flow resistances. A constantly low pressure dew point, droplet separation of nearly 99%, scarcely any compressed air loss, low maintenance requirements and low operating costs are further advantages.

### Condensate drainage and drying centrally controlled

For the DRYPOINT® RA, the condensate drainage was integrated in the device concept: the refrigeration dryers are equipped with a BEKOMAT® as standard. Besides the functional control of the dryer, the DMC18 system control also takes over the control and

supervision of the level-controlled condensate drain, including the indication of any service messages. In the DMC24 control, an Advanced Draining System (ADS) records the status indications of the condensate drain and activates a corresponding alarm. Even the test function of the drain can be triggered centrally via the control.

### Optimised compression concept

From model DRYPOINT® RA 1080 onwards, scroll compressors operate in lieu of the standard piston compressors. Therefore, vibration during compression is significantly reduced at a lower noise level. In addition, the power consumption is considerably reduced.

### Environmentally compatible and easy to maintain

The environmentally friendly refrigerants R134a (up to model RA 135) and R407C (from model RA 190 onwards) boast a particularly favourable GWP value (Global Warming Potential) and preserve the ozone layer. Moreover, thanks to the intelligent construction, maintenance for the DRYPOINT® RA is fast, easy and cost effective.

#### DMC 18



#### DMC 24



#### Control DMC18 (DRYPOINT® RA 20 to 960):

- > Three digit display
- > Display pressure dew point (°C or °F)
- > Control BEKOMAT via DMC18
- > Alarm indication in the event of a failure at the BEKOMAT
- > Operation of the external test button via the control
- > Potential-free alarm contact
- > LED for the alarm indication
- > Operating-hour meter
- > Maintenance reminder (adjustable based on time)
- > Different voltages (100...240 V, 50-60 Hz)

#### Control DMC24 (DRYPOINT® RA 1080 to 8800):

- > Advanced fan control AFC
- > Interconnection with BEKOMAT ADS
- > Advanced service warning ASW
- > Recording of alarm situations (AAL = Advanced Alarm Log)
- > RS485 serial interface for the connection with the PC and/or control system
- > Auto-restart after short-term power outage
- > Potential-free alarm contact
- > Display indication: PDP, inlet temperature, ambient temperature, compressor outlet temperature (°C or °F for each parameter), condensation pressure (bar or psi), total working hours





**+** The DRYPOINT® advantages at a glance

Best drying through highly efficient heat exchanger combination

Lowest pressure loss, even with varying loads

Outstanding price-performance ratio

Highest cost effectiveness, lowest energy consumption

BEKOMAT® inside

Environmentally friendly refrigerant



**Condensate drainage without compressed air losses**  
 DRYPOINT® RA refrigeration dryers are equipped as standard with the electronically level controlled BEKOMAT® condensate drain.



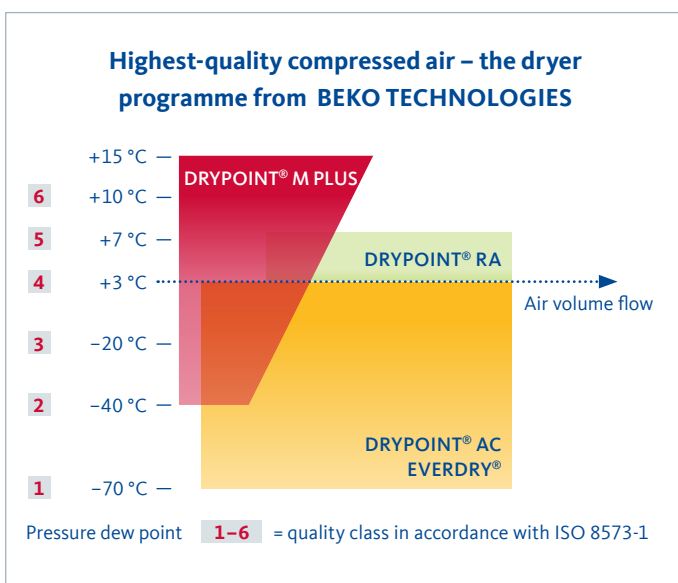
**Always in view: The display of the service programme**  
 Via the RS485 serial interface, a connection with the PC and/or control system can be established.



## In use everywhere: DRYPOINT® RA types and applications

The air-cooled DRYPOINT® RA compressed air refrigeration dryers complement the **BEKO TECHNOLOGIES** dryer programme with another cost effective alternative. The comprehensive RA model range of products allows optimum adaptation of the compressed air processing to individual operating conditions.

All models excel in minimum pressure loss even with varying work loads and in their low energy consumption. The standard series comprises refrigeration dryers with performances from 20 to 8800 m<sup>3</sup>/h.



### For special applications:

#### DRYPOINT® RA TAC:

RA standard device with anti-corrosion coating

#### DRYPOINT® RA WC:

Water-cooled compressed air refrigeration dryer

#### DRYPOINT® RA TBH:

Water-cooled with shell and tube heat exchanger

#### DRYPOINT® RS HP:

For high-pressure applications up to 50 bar

#### DRYPOINT® RA HT:

For a compressed air inlet temperature up to 80°C

# DRYPOINT® RA

Model	Air volume flow m³/h, 3 °C	Electr. connection	Power consumption kW	Pressure loss bar	Air connection	A mm	B mm	C mm	Weight kg
RA 20	21	230 VAC 50 Hz 1 Ph	0,16	0,02	G ½ BSP-F	740	345	420	28
RA 35	33		0,18	0,03	G ½ BSP-F	740	345	420	29
RA 50	51		0,22	0,08	G ½ BSP-F	740	345	420	31
RA 70	72		0,23	0,11	G ½ BSP-F	740	345	420	34
RA 110	108		0,31	0,13	G 1 BSP-F	740	345	420	36
RA 135	138		0,46	0,17	G 1 BSP-F	740	345	420	37
RA 190	186	230 VAC 50 Hz 1 Ph	0,69	0,15	G 1½ BSP-F	825	485	455	46
RA 240	240		0,75	0,20	G 1½ BSP-F	825	485	455	50
RA 330	330		0,70	0,15	G 1½ BSP-F	885	555	580	55
RA 370	372		0,84	0,18	G 1 ½ BSP-F	885	555	580	63
RA 490	486		0,98	0,09	G 2 BSP-F	975	555	625	92
RA 630	630		1,10	0,13	G 2 BSP-F	975	555	625	94
RA 750	750		1,45	0,07	G 2½ BSP-F	1105	665	725	141
RA 870	870		1,52	0,13	G 2½ BSP-F	1105	665	725	150
RA 960	960		1,73	0,15	G 2 ½ BSP-F	1105	665	725	161

RA 1080	1080	400 VAC 50 Hz 3 Ph	2,10	0,17	DN80 - PN16	1465	790	1000	240
RA 1300	1260		2,55	0,21	DN80 - PN16	1465	790	1000	242
RA 1490	1500		2,85	0,13	DN80 - PN16	1465	790	1000	275
RA 1800	1800		3,10	0,19	DN80 - PN16	1465	790	1000	276
RA 2200	2208		3,50	0,26	DN80 - PN16	1465	790	1000	311
RA 2400	2400		4,30	0,21	DN100 - PN16	1750	1135	1205	463
RA 3000	3000	400 VAC 50 Hz 3 Ph	4,80	0,14	DN100 - PN16	1750	1135	1205	538
RA 3600	3600		5,60	0,20	DN100 - PN16	1750	1135	1205	540
RA 4400	4416		6,40	0,26	DN100 - PN16	1750	1135	1205	612
RA 5400	5400		8,40	0,20	DN150 - PN16	1810	1300	1750	830
RA 6600	6624		10,80	0,26	DN150 - PN16	1810	1300	1750	940
RA 7200	7200		11,30	0,20	DN200 - PN16	1870	1400	2200	1055
RA 8800	8832		16,80	0,26	DN200 - PN16	1870	1400	2200	1200

Operating pressure (bar)	4	5	6	7	8	10	12	14
Correction factor	0,77	0,86	0,93	1,00	1,05	1,14	1,21	1,27

Compressed air inlet temperature (°C)	25	30	35	40	45	50	55	60	65	70
RA 20 – RA 960	1,27	1,21	1,00	0,84	0,70	0,57	0,48	0,42	upon request	
RA 1080 – RA 8800	1,26	1,20	1,00	0,81	0,68	0,57	0,46	0,38	upon request	

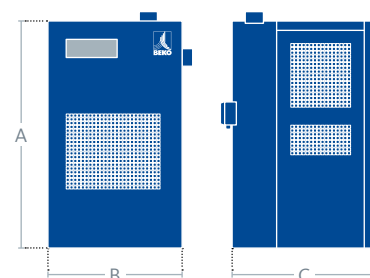
Cooling-medium temperature (°C)	25	30	35	40	45	50
RA 20 – RA 960	1,00	0,96	0,91	0,85	0,76	0,64
RA 1080 – RA 8800	1,00	0,95	0,93	0,85	0,73	0,58

**Example:** Free air delivery volume flow: 2500 m³/h relating to the following operation parameters

Operating pressure	10 bar, g	Correction factor 1 = 1,14
Compressed air inlet temperature	40 °C	Correction factor 2 = 0,81
Ambient temperature	30 °C	Correction factor 3 = 0,95

Minimum volume flow = nominal volume flow / (F1\*F2\*F3) => 2500 m³/h / (1,14\*0,81\*0,95) = 2850 m³/h

Chosen dryer RA 3000 with 3000 m³/h



**Reference conditions in accordance with DIN/ISO 7183**

- > Volume flow based on 20°C at 1 bar
- > Operating pressure 7 bar
- > Compressed-air inlet temperature 35°C
- > Cooling air temperature 25°C
- > Pressure dew point 3°C
- > All models equipped as standard with a BEKOMAT® condensate drain
- > Water cooled versions  
A 330 – RA 7200 upon request

**Electrical connection:**  
other versions upon request

The air volume flows from 21 up to 8832 m³/h listed in the table above relate to the reference conditions described in DIN ISO7183.

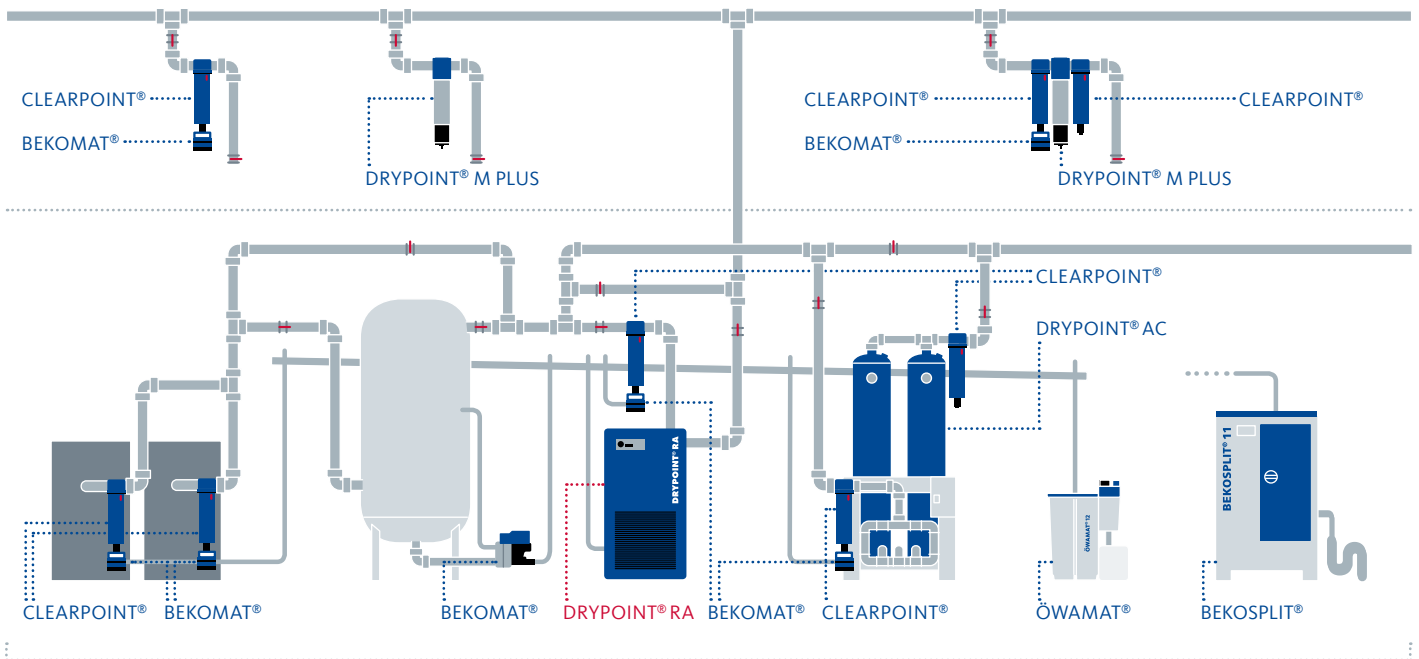
Should operation conditions differ, please apply correction factors.



# Quality with a system. Worldwide

We at **BEKO TECHNOLOGIES** develop, manufacture and distribute products and systems for an optimised compressed air and compressed gas quality throughout the world. From the processing of compressed air and compressed gas through filtration and drying, via the proven condensate technology to instruments for the quality supervision and measurement. From the small compressed air application to demanding process technology.

Since its founding, **BEKO TECHNOLOGIES** as continuously given decisive input to compressed air technology. Our groundbreaking ideas have exerted considerable influence on the development of the compressed air industry. In order to keep this going, more than 10% of our employees work in research and development. With this potential and with our personal commitment, we at **BEKO TECHNOLOGIES** stand for trend-setting technologies, products and services.



## Our fields of competence

**Drying | DRYPOINT® | EVERDRY®**

Significantly reduced operating costs with the application-optimized DRYPOINT® refrigerant, adsorption, and membrane dryers and the EVERDRY® heat-regenerated adsorption dryers.

**Filtration | CLEARPOINT®**

**Condensate technology**  
BEKOMAT® | ÖWAMAT® | BEKOSPLIT®

**Service**

**Measurement technology**  
METPOINT®

**Process technology**  
BEKOBLIZZ® | BEKOKAT®



Partner der Nachhaltigkeitsinitiative des Maschinen- und Anlagenbaus



Subject to technical changes and typographical errors. Specifications do not represent physical characteristics in the sense referred to in the German Civil Code.

® Registered trademark of **BEKO TECHNOLOGIES GMBH**, Neuss, Germany

XP DPRA 003 INT | Version 2015-07

## The right turn: the operating principle of the DRYPOINT® M PLUS

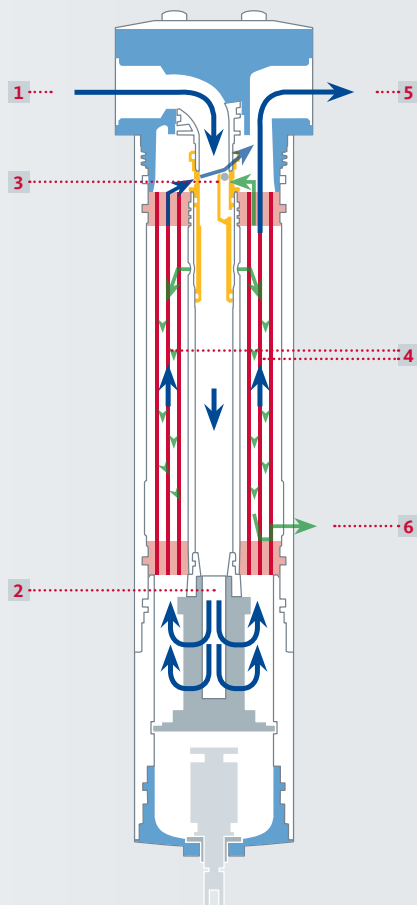
In the DRYPOINT® M PLUS compressed-air membrane dryer, the air is dried according to the physical principle of the partial vapour pressure compensation of water vapour through diffusion. This is particularly efficient and energy-saving thanks to the patented TWIST 60 technology of BEKO TECHNOLOGIES. The spe-

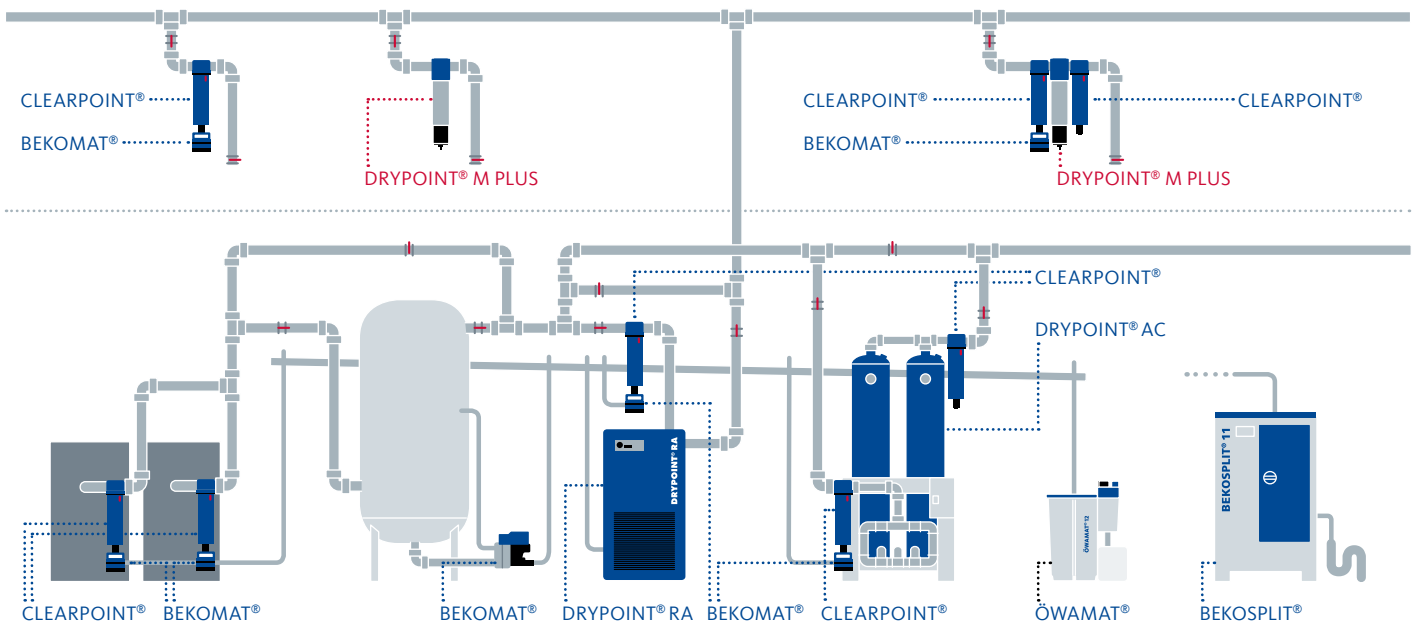
cial winding method of the fibres in the membrane element leads to optimum flow conditions at a lower construction height and reduces the purge air demand. The filter element directly upstream of the hollow-fibre membranes offers effective protection against aerosols and particles.

- 1 The compressed air flows into the core tube of the membrane dryer.
- 2 In the filter element, it is diverted; filtered compressed air enters the hollow fibres of the membrane element.
- 3 The purge air required for drying is continuously diverted in the outlet zone of the membrane element and is atmospherically expanded through a defined nozzle opening. This purge air is significantly drier due to the expansion, as the humidity contained in the compressed air is now distributed to a multiple of volume. The dry purge air is led via the outside of the membrane fibres.

4 Two air flows with different moisture contents move in a reverse current through the membrane element, only separated by the membrane wall. The humid compressed air flows in the hollow-fibre membranes, and the dry purge air flows outside. As a result of the different moisture contents, the humidity diffuses from the compressed air into the purge air. The drying process is highly efficient thanks to the controlled winding of the membrane fibres, the TWIST 60 technology.

- 5 The dry compressed air leaves the membrane element.
- 6 The humid purge air is released into the environment.





**+** The DRYPOINT® M PLUS advantages at a glance

- All-in-one: filtration and drying in one housing
- Twist 60 technology for highest efficiency
- Integrated condensate drain
- Optimum filtration directly upstream of the membrane
- No change in the compressed-air composition / temperature
- Easy filter element replacement

## Our fields of competence

**Drying** | DRYPOINT® | EVERDRY®

Significantly reduced operating costs with the application-optimized DRYPOINT® refrigerant, adsorption, and membrane dryers and the EVERDRY® heat-regenerated adsorption dryers.


**Filtration** | CLEARPOINT®

**Measurement technology**  
METPOINT®

**Condensate technology**  
BEKOMAT® | ÖWAMAT® | BEKOSPLIT®

**Process technology**  
BEKOBLIZZ® | BEKOKAT®

**Service**





Drying

## Efficiency in the smallest space

DRYPOINT® M PLUS, the all-in-one solution for filtration and drying

## Two in one: the successful concept of DRYPOINT® M PLUS

The most important objective in compressed-air processing is to remove contaminations and humidity from the compressed air. The condensation of water in compressed air systems causes corrosion, promotes the growth of micro-organisms and represents a permanent danger to the operating procedure. Compressed air with a high content of humidity can lead, for example, to a breakdown of the pneumatic controls, to increased wear and tear or to other failures in the production process.

### High performance demands

The demands on the degree of drying (pressure dew point) vary depending on the application. However, they should always be met with the lowest possible use of energy. In addition, the dry compressed air must be immediately available. The precondition for this is a finely graded range of products and

the know-how of the manufacturer regarding the performance characteristics of the dryers under widely differing operating conditions. The solution: DRYPOINT® M PLUS made by **BEKO TECHNOLOGIES**.

### Demand-oriented and energy-efficient

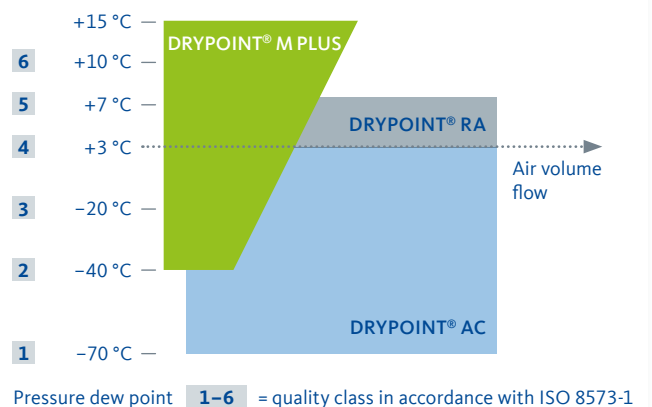
DRYPOINT® M PLUS membrane dryer with an integrated nanofilter is the innovative solution for efficient filtration and drying in one housing. It offers reliable compressed-air drying with low purge air demands, requires no electric energy and contains no environmentally harmful desiccants. The integrated nanofilter increases the quality of the dried compressed air and the reliability and long-term stability of the highly selective hollow-fibre membranes. The high-capacity DRYPOINT® M PLUS is even suitable for the processing of breathing air.

## Drying and filtering in new dimensions

With the integration of a compressed-air filter and a membrane dryer in one housing, the DRYPOINT® M PLUS offers highest safety and flexibility to the user. Thanks to its compact construction type, the device is suitable for use with widely differing space requirements. The performance of the membrane dryer made by **BEKO TECHNOLOGIES** with its wide drying spectrum makes it attractive for versatile tasks. In extensive compressed air systems with central processing, DRYPOINT® M PLUS can also be employed where additional compressed-air processing is required as a result of demanding plant technology, for example for point-of-use drying at decentralised supply points. With the corresponding prefiltration, the employment directly downstream of oil-lubricated compressors is also possible. DRYPOINT® M PLUS is particularly easy to maintain and needs no electric energy.

### Compressed air of highest quality

Depending on the volume flow, pressure, size and purge-air setting, pressure dew points down to -40°C are achieved with the DRYPOINT® M PLUS. The compressed air corresponds to the quality requirements of ISO 8573-1.





## DRYPOINT® M PLUS with purge-air shutt-off option for increasing energy efficiency.



You do not always need a constant flow of dry compressed air. In such instances, the purge air means that compressed air is used unnecessarily. Thanks to the DRYPOINT® M PLUS's purge air barrier, purge air is only used when dried compressed air is needed as well.

As a result, the DRYPOINT® M PLUS provides greater energy efficiency and cuts down on the cost of generating compressed air.

## DRYPOINT® M PLUS as an FDR unit

The FDR unit is a compact combination that consists of a **F**ilter, **D**ryer and **P**ressure regulator. It is the perfect solution for terminal applications.

The FDR unit comes fully assembled and just needs to be connected to the compressed air line.

### **+** The advantages at a glance

Compact Plug & Play solution

Pressure regulator 4 – 10 bar for constant pressure at the point of use

Optionally available with an additional activated carbon filter for reducing oil vapours



# In use everywhere: DRYPOINT® M PLUS

## types and applications

DRYPOINT® M PLUS is available in several sizes, for different drying degrees, and is equipped with a float drain. Depending on the volume flow, pressure, size and purge-air setting, standard

pressure dew points of down to 40°C are achieved. Customer-specific designs, e.g. for lower pressure dew points, are possible at any time.

Operating conditions DRYPOINT® M PLUS	
Pressure difference	0.1–0.3 bar (depending on the volume flow and size)
Filter, integrated	Class 1.-1. in accordance with ISO 8573-1 (depending on the application, additional filters connected ahead need to be provided)
Conditions of use	Temperature +2 °C to +50 °C / pressure 4 to 12.5 bar Temperature +2 °C to +60 °C / pressure 4 to 7 bar



Size	DM 08 G19 KA - N	DM 08 G24 KA - N	DM 08 G28 KA - N	DM 08 G34 KA - N	DM 10 G34 CA - N	DM 10 G41 CA - N	DM 10 G47 CA - N	DM 20 G48 CA - N	DM 20 G53 CA - N	DM 20 G60 CA - N	DM 20 G67 CA - N	DM 40 G61 CA - N	DM 40 G75 CA - N	DM 40 G90 CA - N
------	------------------------	------------------------	------------------------	------------------------	------------------------	------------------------	------------------------	------------------------	------------------------	------------------------	------------------------	------------------------	------------------------	------------------------

### Drying performance (inflow in l/min at 7 bar)

#### Pressure dew point reductions from

35 °C to +15 °C (5 °C to –7 °C)	50	100	150	200	270	300	400	600	800	1050	1350	1650	2450	–
35 °C to +3 °C (5 °C to –17 °C)	32	66	100	133	181	199	266	399	532	765	910	1125	1690	2250
35 °C to –10 °C (5 °C to –26 °C)	23	49	74	99	139	149	198	297	396	590	700	860	1290	1720
35 °C to –20 °C (5 °C to –35 °C)	19	42	63	84	120	127	169	253	338	505	605	740	1110	1480
Purge air (l/min)	5	10	15	20	30	30	40	60	80	120	150	180	270	360

#### Dimension Data

A	265	315	355	415	435	505	565	575	625	695	765	795	935	1085	
B	46	46	46	46	75	75	75	100	100	100	100	146	146	146	
Weight (kg)	0.79	0.87	0.94	1.03	1.85	2.1	2.3	3.5	3.8	4.1	4.4	9.1	10.2	11.3	
Thread	G ¼				G ¾				G ¾				G 1½		

Membrane dryers for higher pressures and temperatures upon request.

Please feel free to avail yourself of our professional expertise, e.g. for a design to fit any other conditions. We would be happy to advise you.